

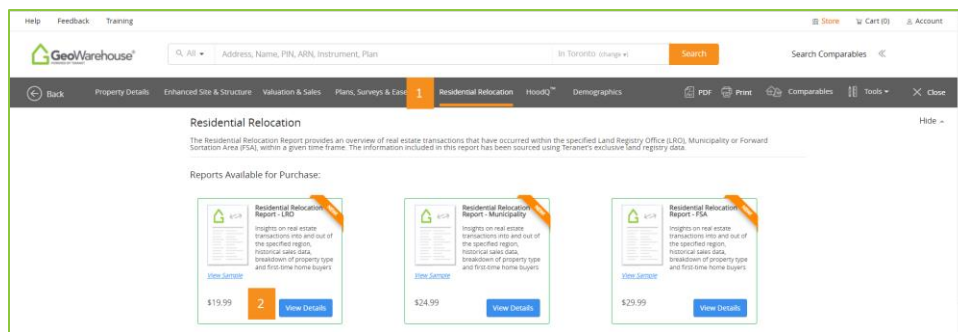
Tips & Tricks

How to Request a Residential Relocation Report

The Residential Relocation Report provides an overview of real estate transactions that have occurred within the specified Land Registry Office (LRO), Municipality or Forward Sortation Area (FSA), within a given time frame. The information included in this report has been sourced using Teranet's exclusive land registry data.

You can request a Residential Relocation Report from a property report or the GeoWarehouse Store. To request a Residential Relocation Report from a property report:

1. Select the **Residential Relocation** section.
2. Select **View Details** for the desired area.



3. If you select the Residential Relocation Report for LRO (Land Registry Office) or Municipality, a window will appear where you can choose the quarter*.

Report Time Frame

Select Quarter: * Choose Quarter 3

Date Range: Choose Quarter

2021-Q3

2021-Q2

2021-Q1

2020-Q4

Continue
Cancel

4. If you select the Residential Relocation Report for FSA, a message is presented to advise the report is on a 12-month rolling basis**.

Report Time Frame

Please note, this report can only be generated on a 12-month rolling basis.

Date Range : November 01 2020 to October 31 2021

4
Continue
Cancel

5. Select **Continue** to start the purchase.
6. Select **Add to Cart** or **Quick checkout** from the Product Details window.
7. If you select **Quick checkout** you will be directed to the checkout page where you can enter the payment information.
8. Select **Finalize Order** and you will be directed to the transaction confirmation page where you can view the Residential Relocation Report by selecting download Products.
9. A copy of the Residential Relocation Report will be sent to your email and there will also be a link to access it in the Downloads section in your Account.

** Updated LRO and Municipality data will be available on the 16th of the month after a quarter.*

Q1 = Jan to Mar, will be available on Apr 16th

Q2 = Apr to Jun, data will be available on Jul 16th

Q3 = Jul to Sep, data will be available on Oct 16th


Q4 = Oct to Dec, data will be available on Jan 16th

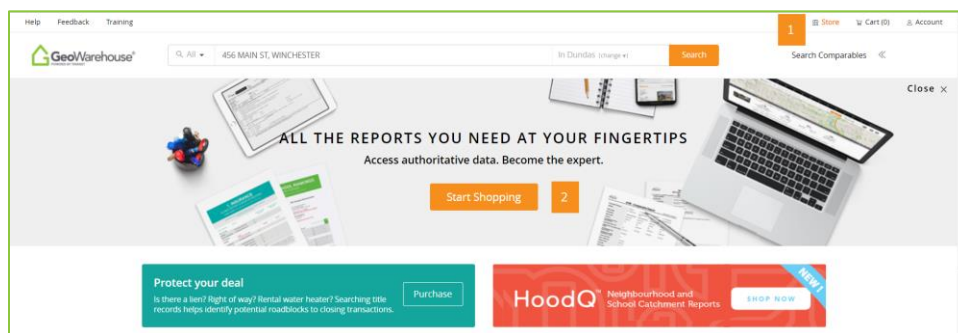
***12-month rolling period for FSA data will be available on the 16th of the month.*

Reports requested between the 1st to 15th include data from 2 months prior to the existing month

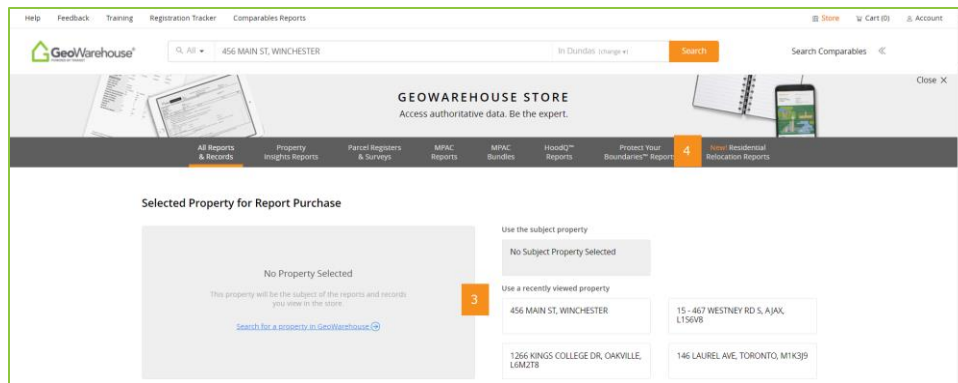
Reports requested between the 16th to month end, include data from 1 month prior to the existing month

To request a Residential Relocation Report from the GeoWarehouse Store:

1. Select the **Store icon**  **Store** from the menu on the top right side of the page.
2. Select **Start Shopping** to open the catalogue and display all products.



3. Select a property from Use a recently viewed property.
4. Select **Residential Relocation Reports** from the product categories.



5. Repeat steps 4 to 8 in the instructions for how to request from within a property report.
6. A copy of the Residential Relocation Report will be sent to your email and there will also be a link to access it in the Downloads section in your Account

If you have any questions, please contact us at geowarehouse.support@teranet.ca.