
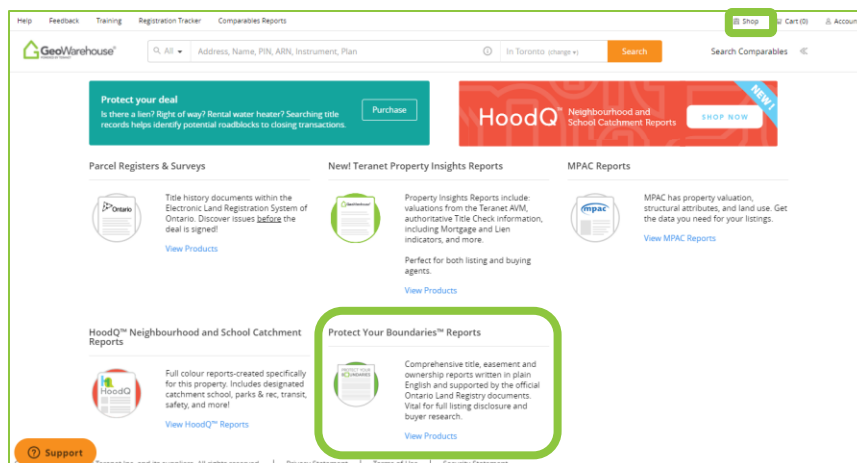


## Tips For Success

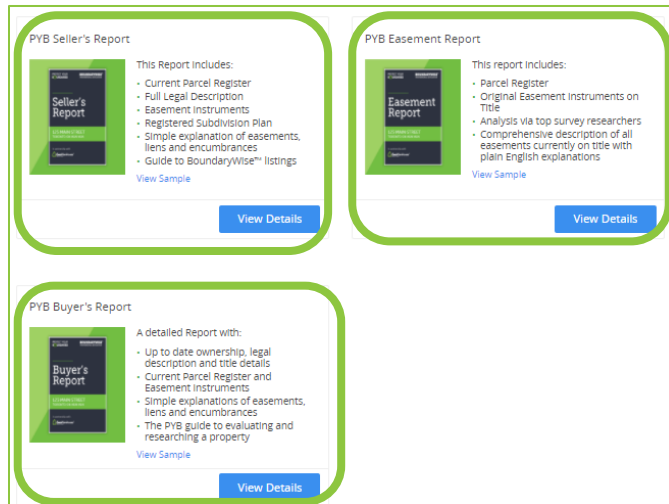
### How to purchase Protect Your Boundaries™ Reports

You may request a Seller's, Buyer's or Easement report through the GeoWarehouse store. To request a report from the GeoWarehouse store:

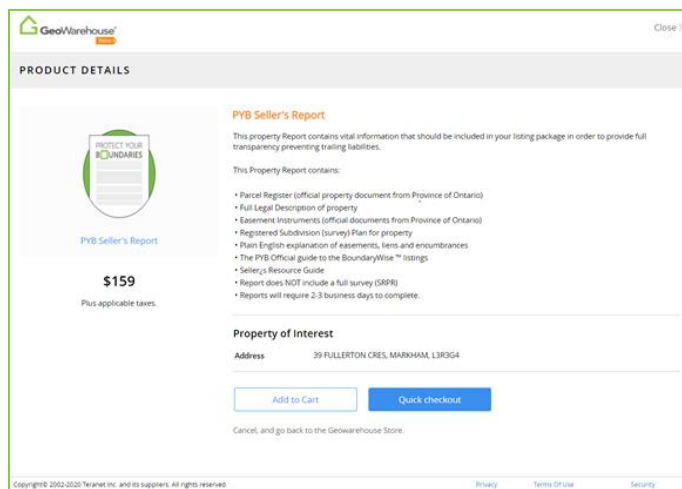
1. Select the shop icon  in the menu at the top of the page.
2. Select **View Products** under **Protect Your Boundaries™ Reports**



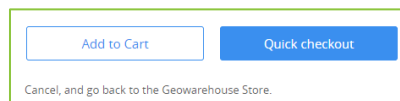
3. You will be directed to the GeoWarehouse store where you may choose from 3 reports.
4. Select **View Sample** to see a sample of a report.
5. Select **View Details** to start purchase.



6. The **Product Details** window will open.



7. Select **Add to Chart** or **Quick checkout**.

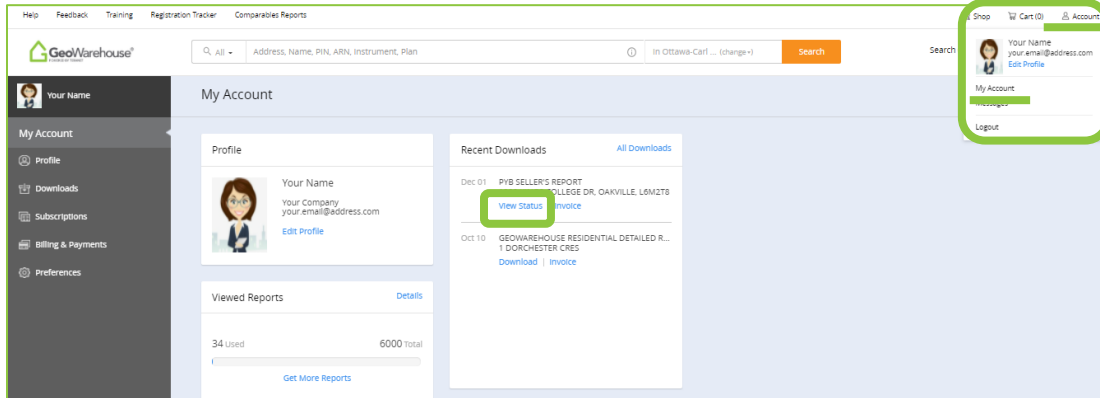


8. Once you complete the purchase a request will be sent to Protect Your Boundaries™ to fulfil the report.

*Please note: the cost of these reports will vary based on the property.*

*Fulfillment of reports may take 2-3 business day. A copy will be sent to the email address in your request and a link to download the report will be available in the Downloads section of your Account.*

To check the status of your request go to *Recent Downloads* under **Account>My Account** and select **View Status**.



The screenshot displays the 'My Account' page on the GeoWarehouse website. The page layout includes a top navigation bar with links for 'Shop', 'Cart (0)', and 'Account'. Below this is a search bar and a user profile dropdown menu. The main content area is titled 'My Account' and features a sidebar with navigation options: 'Profile', 'Downloads', 'Subscriptions', 'Billing & Payments', and 'Preferences'. The main content is divided into three sections: 'Profile' (showing user details and an 'Edit Profile' link), 'Viewed Reports' (showing 34 used reports out of a 6000 total), and 'Recent Downloads' (showing a list of downloaded reports). The 'Recent Downloads' section contains a table with two rows of download records. The first row, dated Dec 01, is for a 'PIB SELLER'S REPORT' and has a 'View Status' link highlighted with a green box. The second row, dated Oct 10, is for a 'GEOWAREHOUSE RESIDENTIAL DETAILED R...' and has 'Download' and 'Invoice' links. A green box also highlights the 'Account' link in the top right navigation bar.

If you have any questions, please contact us at [geowarehouse.support@teranet.ca](mailto:geowarehouse.support@teranet.ca).